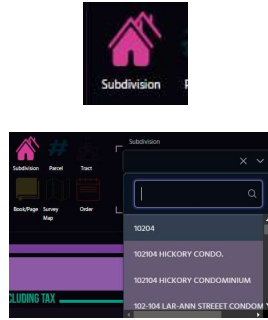


SUBDIVISION

The complete list of document types from the county will be loaded into a dropdown menu. This feature will enable customers to easily scroll through the options and select their desired document type.



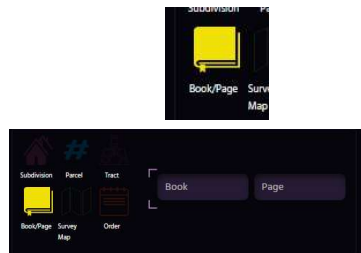
TRACT

Customers will now be able to search by two quarter sections.



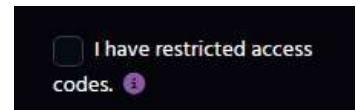
BOOK & PAGE

The document number will remain searchable, and now the Book and Page will also be searchable.



RESTRICTED ACCESS

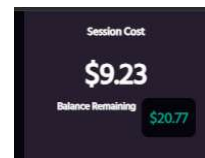
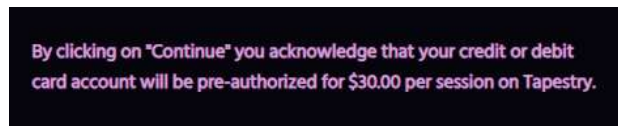
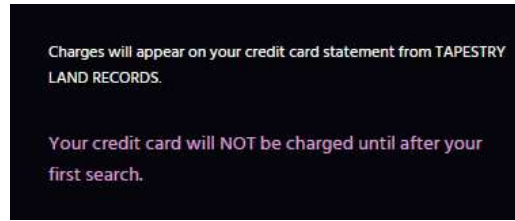
In accordance with legislation, counties can issue a code to access shielded documents. The system will not notify the user of the code's validity. Users should contact the county to obtain the necessary access codes.



CHARGES

Customers will be pre-authorized for \$30 to start off their transactions. When a customer enters in their credit card information, EON will state what authorization will show up on their statement and also how much.

After a search is performed, a fee will be applied. The remaining balance and session cost will be shown on the side, allowing customers to see how much of the authorized amount is left.



RECEIPT

A new updated receipt has been designed to clearly outline the costs for all charges associated with each county.










IMAGE TOOLBAR

Users will have access to various imaging tools, allowing them to zoom in and out of images as well as print them.



WHY MAKE AN ACCOUNT

-  **Favorite Counties** – Customers can flag their favorite counties, enabling quick access from a favorites list that can include multiple counties and states.
-  **Preload Funds** – Users can enter an amount to add to their account. All activity charges will be deducted from this preloaded balance.
-  **Run Reports** – Users can access activity reports, which can be generated based on a specified date range to include all search and print activities.
-  **Search History** – Past searches will be visible on the user's home page.



RESULTS

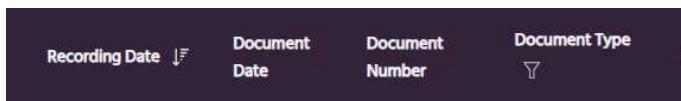

Only the first 300 will be returned

1. Get More Results

- 2. **Print Additional Results** – This allows the user to print the next additional 300 results. This will be presented when the search is more than 300 results.



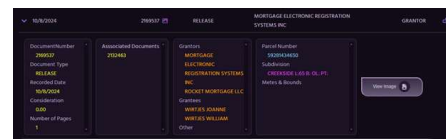
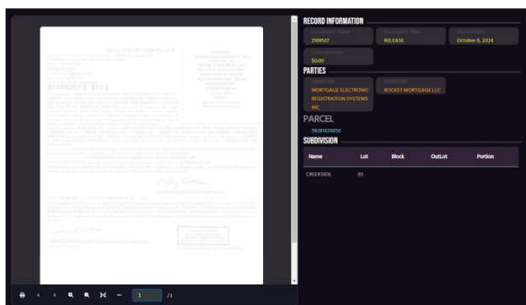
- 3. **County Card** – Displays the county's contact information next to the name of the county the user is searching in.



- 4. **Results Sort/Filter** – User will now be able to filter the search results by document type. Also, the results can be sorted by document date in ascending or descending order.



- 5. **Surrounding County Search** – By selecting specific search criteria, users can conduct the same search across multiple counties simultaneously. Once the search is executed, the surrounding search section will display the counties and the number of results found. If users wish to view these results, they can click the Pay button to agree to the additional charge.



- 6. **View Indexing and Images** – Accessing indexing and images is now more streamlined, allowing users to view multiple document indexes simultaneously. Additionally, when an image is opened, the corresponding indexing information is also displayed.